







# Mystery Quilt 2016 Fabric Selection Suggestions

By Ann Johnson for Connecting Threads®

57-1/2" x 69-1/2"

## Fabric Requirements

Backing: An additional 3-3/4 yards or 2 yards of 104" wide backing

 <p>8583 Dreamy Daisies Turquoise 1 yd</p>	 <p>8574 Resplendence Multi 1/2 yd</p>	 <p>8576 Buoyant Sprout 3/4 yd</p>
 <p>8580 Doodle Dots Lime 3/4 yd</p>	 <p>8588 Tangled Grape Juice 1-1/4 yds</p>	 <p>8585 Meditation Turquoise 2 yds</p>

## Fabric Selection

The fabrics shown above, from the *Pen & Inked* collection by Winthur Sempliner, are the ones used in the *Mystery Quilt 2016* pattern. The fabrics on pages 2 and 3 are other potential fabric combinations from Connecting Threads. You may order from these selections or use them as examples to guide your own fabrics choices. The fabrics were all available as of March 1st, 2016. If a fabric is no longer available, please make another selection. Remember: Quilter's Candy Basics are a great source of coordinating fabrics - and the Design Wall on the Connecting Threads website will help you compare fabrics side-by-side. **It would be best to avoid directional fabrics except for Fabric 5.** Be sure to read the Guidelines below for more information.

## Guidelines

**Fabric 1:** Background - A light fabric with a very small to small-size scale print; a low contrast tonal (tone-on-tone blender) that reads as a solid from a distance would work well. Needs to contrast well with all fabrics.

**Fabric 2:** Blocks - A medium to dark fabric; tonal or a small print. Needs to contrast well with Fabrics 1, 3, and 4.

**Fabric 3:** Blocks - A medium to dark fabric; tonal or a small print. Needs to contrast and coordinate well next to Fabrics 1 and 2 and Fabrics 1 and 5. Maybe a good place for a pop of color or the same color as, but not bolder than, Fabric 4 (see examples pages 2-3).

**Fabric 4:** Blocks/Inner Border/Binding - A medium to dark fabric; a small to medium print - but needs to also look good as an inner border and the binding! Needs a bolder color than the other fabrics - one that comes out at you (think warmest, most saturated, or strongest color).

**Fabric 5:** Blocks - Needs to coordinate and contrast well with Fabrics 1 and 3; **can be directional** and/or fussy cut.

**Fabric 6:** Borders - This is tricky! Usually the borders are a great place for a focal fabric - tying all the other fabrics together. That is not necessary for this quilt; the borders could easily be another tonal or small to medium print. If you do use a focal print (see the Folk Blossom examples on bottom of page 2), choose a small to medium print - do avoid larger prints that would not look good chopped up less than 3" finished size.

**Note :** If you want to reverse the color values (lighter versus darker) in the quilt, make Fabric 1 darker and Fabrics 2, 3, 4, 5, and 6 lighter or just reverse the color values for Fabrics 1 and 2 (see Heirloom Manor examples at the top of page 3); make sure Fabrics 1, 3, and 5 still complement and contrast well.

### **How do I make the quilt larger?**

For a larger quilt, you may add another outer border later, which could be a focal print. Unlike many quilts, it would be difficult to increase the number of blocks for this unique design.

### **Could this quilt be scrappy?**

Mystery Quilt 2016 was designed to be a six-fabric quilt. Other than Fabric 4 and Fabric 6, you could try to select **very** homogeneous tonals for the other fabrics but it may distract from the final design since you don't know where fabrics will go until the end.

## Sedona Sunrise



8693 Feathers  
White




8690 Arrowheads  
Stone



8705 Prescott  
Peach



8701 Diamond Back  
Terra Cotta



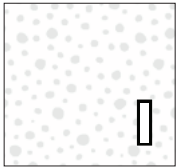
8691 Canyon Creek  
Verdigris




8700 Diamond Back  
Teal

**South  
western  
palette**


## Wildflowers and Honey




6685 Lotta Dots  
White on White




8505 Chambray  
Lt Verdigris




6699 Faux Burlap  
Lime



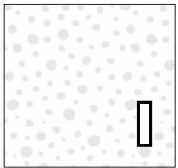
8547 Daisy Mae  
Aqua




8563 Gridded  
Denim



8560 Fresh Foliage  
Peridot



6685 Lotta Dots  
White on White



8557 Fresh Foliage  
Apricot




6691 Faux Burlap  
Cherry



8550 Flox  
Cherry

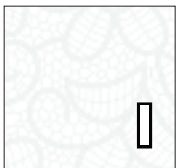


8564 Gridded  
Orangina

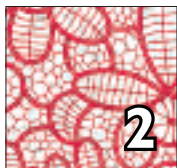


8510 Chambray  
Lt Butter


## Kinderfolk



8226 Faux Battenburg  
Lace - White



8225 Faux Battenburg  
Lace - Cherry



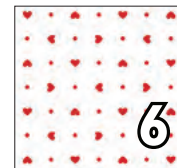
8235 Pixie Hearts  
Cherry



8231 Gooseberries  
Cherry




8230 Folklore  
White




8236 Pixie Hearts  
White

**Red & white  
palette;  
Valentine's**


## Folk Blossoms



8752 Gilded Flowers  
Ivory on Ivory



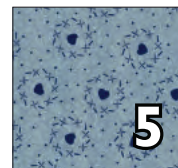
8764 Stipple  
Provincial Blue



8753 Gilded Flowers  
Mustard



8756 Folksy  
Red



8763 Circled Hearts  
Provincial Blue




8750 Old World Blooms  
Multi


**Focal  
fabric for  
Fabric 6**



8752 Gilded Flowers  
Ivory on Ivory



8764 Stipple  
Provincial Blue




8761 Circled Hearts  
Mustard



8756 Folksy  
Red




8766 Stipple  
Kelly





















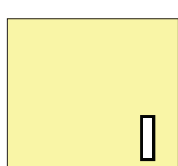





8571 Belarus  
Indigo

**Focal  
fabric for  
Fabric 6**

# Heirloom Manor

						<b>Neutral palette</b>
3902 Mirage Cream	3894 Mirage Fawn	8256 Daisy Calico Brown	3858 Mirage Brown	8245 English Breakfast Fawn	8265 Beatrix Antique	
						<b>Neutral palette - reversed color values</b>
3858 Mirage Brown	3902 Mirage Cream	3895 Mirage Taupe	6686 Faux Burlap Antique	8256 Daisy Calico Brown	8265 Beatrix Antique	
						<b>Reversed color values Fabrics 1 &amp; 2</b>
3866 Mirage Gold	3902 Mirage Cream	6705 Faux Burlap Rich Navy	8260 Daisy Calico Rich Navy	8253 Earl Grey Denim	8269 Beatrix Provincial Blue	

# Quilter's Candy Basics

						<b>Patriotic palette; size works for Quilts of Valor</b>
8509 Chambray Lt Silver Lining	8501 Chambray Lt Denim	3864 Mirage Denim	6683 Lotta Dots Tomato	8504 Chambray Lt Tomato	5714 Swirls White one White	
						<b>Easter or use a white for Fabric 6 for a spring or juvenile quilt</b>
3886 Mirage Honeysuckle	3931 Solid Lavender	8500 Swirls Sea Breeze	8499 Lotta Dots Verdigris	3943 Solid Pink	8495 Jelly Beans White	
						<b>Baby palette - new Chambrays</b>
8510 Chambray Lt Butter	8511 Chambray Lt Sky	8503 Chambray Lt Blush	8512 Chambray Lt Kiwi	8509 Chambray Lt Silver Lining	6685 Lotta Dots White on White	
						<b>All solids; Amish feel</b>
3920 Solid Custard	3910 Solid Bluebird	6722 Solid Passion Purple	3953 Solid Tomato	3954 Solid Turquoise	3908 Solid Black	